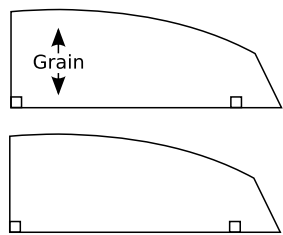
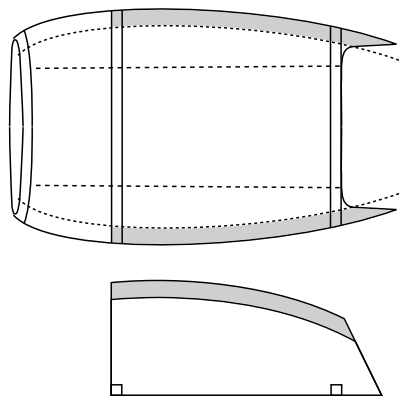


Hillson F.H. 40 "Slip Wing" Hurricane from VMC MK I Hurricane Kit.. Radiator Boat



Rear section sides
1/8" soft sheet

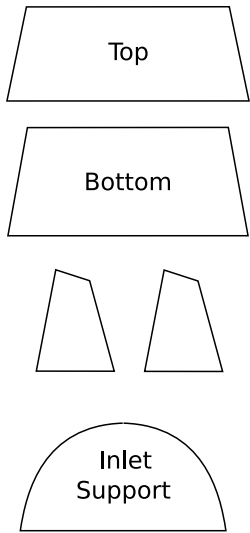


Pin down two 1/16" □
Fit sides & bend to
curve. A jig is strongly
recommended.

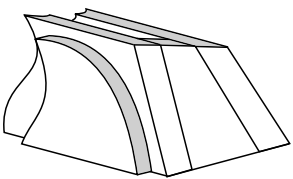
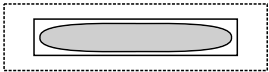
Fit rectangle of soft 1/8"
sheet, grain widthwise,
on top of aft section sides.

When all set remove section
from jig & trim overlap.

Front section (vaulting horse)
Soft 1/8" sheet.





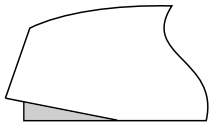
Make the front section and
fix to front of rear section.



Inlet. 1/32" sheet.
Cut oversize, dashed line,
remove shaded area.
Fit to face of front section
and remove excess wood.

Sand away any of the
vaulting horse edges visible
through the inlet.

Fit the inlet support after
the rest of the radiator
boat has been sanded to
shape and sand its base
level with the base of the
rear section.



More pronounced curves can be
sanded in if you are brave enough.

